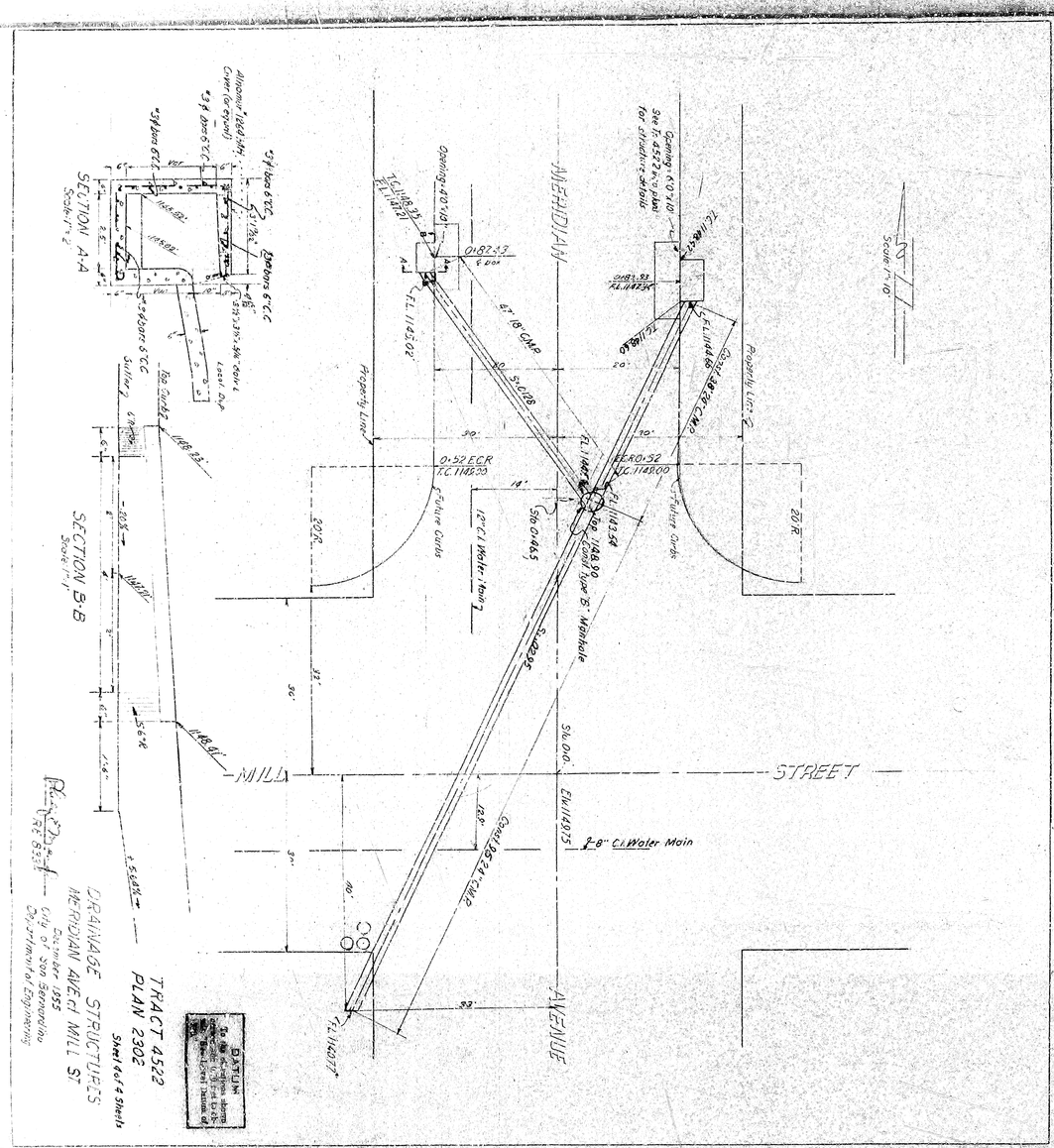
MERIDIAN
MILL
STREET
AVENUE
Property Line
Future Curbs
Opening 4'0"x10'
See Tr. 4522 W.O. plan for structure details
Opening 4'0"x10'
0+82.93
0+82.93
F.L. 1148.34
F.L. 1148.34
F.L. 1148.34
F.L. 1145.02
F.L. 1148.34
F.L. 1148.34
F.L. 1143.54
F.L. 1140.77
67°18' CMP
S.L. 0+28
S.L. 0+20.5
S.L. 0+00
E.L. 1149.15
8" C.I. Water Main
12" C.I. Water Main
Sta. 0+45.5
0+52 E.C.R.
F.C. 1148.00
E.C.R. 0+52
F.C. 1148.00
Sta. 1148.00
Cast Type 'B' Manhole
Cast 96 L.F. CMP
20' R.
20' R.
SECTION A-A
Scale 1"=2'
SECTION B-B
Scale 1"=1'
Scale 1"=10'
Bottom 5" C.C.
Bottom 5" C.C.
Bottom 5" C.C.
Bottom 5" C.C.
Aluminum Tread Plate Cover (Ground)
Cover (Ground)
Ladder Dwg.
Iso Curbs
Sump
TRACT 4522
PLAN 2302
Sheet 1 of 4 Sheets
DRAINAGE STRUCTURES
MERIDIAN AVE. & MILL ST
December 1955
City of San Bernardino
Department of Engineering
DATUM
70-230

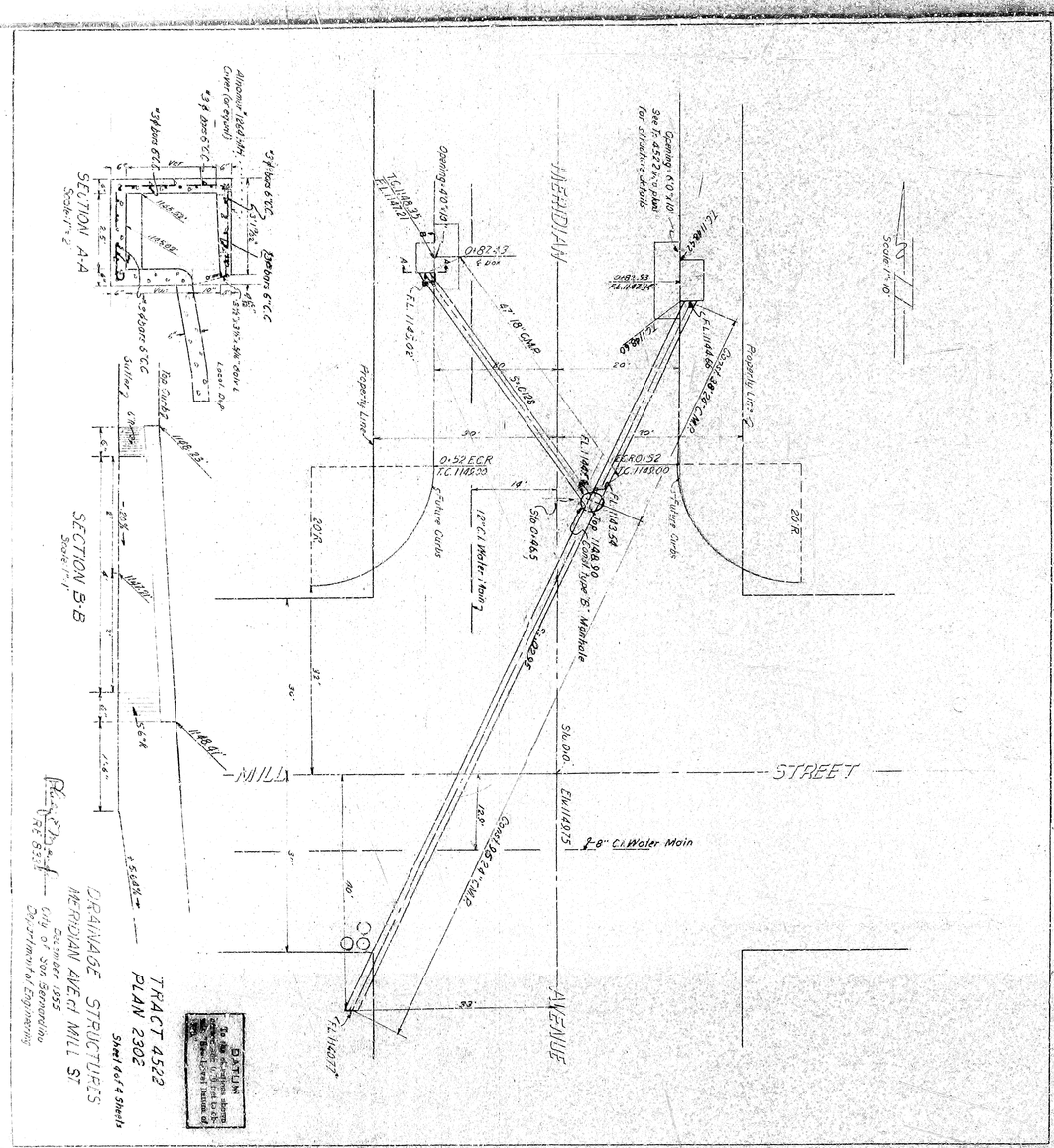
MERIDIAN
MILL
STREET
AVENUE
Property Line
Future Curbs
Opening 4'0"x10'
See Tr. 4522 W.O. plan for structure details
Opening 4'0"x10'
0+82.93
0+82.93
F.L. 1148.34
F.L. 1148.34
F.L. 1148.34
F.L. 1145.02
F.L. 1148.34
F.L. 1148.34
F.L. 1143.54
F.L. 1140.77
67°18' CMP
S.L. 0+28
S.L. 0+20.5
S.L. 0+00
E.L. 1149.15
8" C.I. Water Main
12" C.I. Water Main
Sta. 0+45.5
0+52 E.C.R.
F.C. 1148.00
E.C.R. 0+52
F.C. 1148.00
Sta. 1148.00
Cast Type 'B' Manhole
Cast 96 L.F. CMP
20' R.
20' R.
SECTION A-A
Scale 1"=2'
SECTION B-B
Scale 1"=1'
Scale 1"=10'
Bottom 5" C.C.
Bottom 5" C.C.
Bottom 5" C.C.
Bottom 5" C.C.
Aluminum Tread Plate Cover (Ground)
Cover (Ground)
Ladder Dwg.
Iso Curbs
Sump
TRACT 4522
PLAN 2302
Sheet 1 of 4 Sheets
DRAINAGE STRUCTURES
MERIDIAN AVE. & MILL ST
December 1955
City of San Bernardino
Department of Engineering
DATUM
70-230

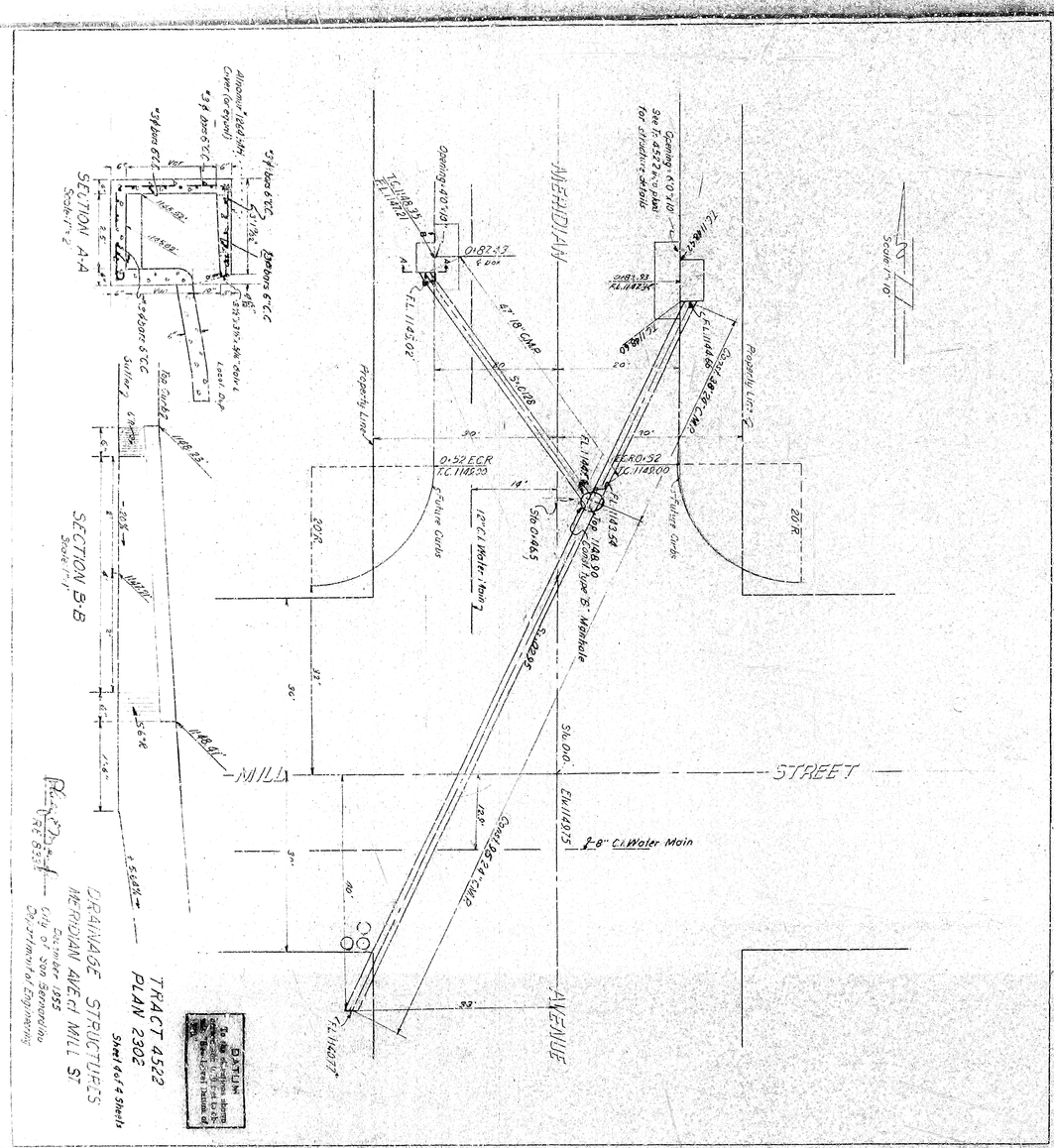
MERIDIAN
MILL
STREET
AVENUE
Property Line
Future Curbs
Opening 4'0"x10'
See Tr. 4522 W.O. plan for structure details
Opening 4'0"x10'
0+82.93
0+82.93
F.L. 1148.34
F.L. 1148.34
F.L. 1148.34
F.L. 1145.02
F.L. 1148.34
F.L. 1148.34
F.L. 1143.54
F.L. 1140.77
67°18' CMP
S.L. 0+28
S.L. 0+20.5
S.L. 0+00
E.L. 1149.15
8" C.I. Water Main
12" C.I. Water Main
Sta. 0+45.5
0+52 E.C.R.
F.C. 1148.00
E.C.R. 0+52
F.C. 1148.00
Sta. 1148.00
Cast Type 'B' Manhole
Cast 96 L.F. CMP
20' R.
20' R.
SECTION A-A
Scale 1"=2'
SECTION B-B
Scale 1"=1'
Scale 1"=10'
Bottom 5" C.C.
Bottom 5" C.C.
Bottom 5" C.C.
Bottom 5" C.C.
Aluminum Tread Plate Cover (Ground)
Cover (Ground)
Ladder Dwg.
Iso Curbs
Sump
TRACT 4522
PLAN 2302
Sheet 1 of 4 Sheets
DRAINAGE STRUCTURES
MERIDIAN AVE. & MILL ST
December 1955
City of San Bernardino
Department of Engineering
DATUM
70-230